




Since 1978, starting with the creation of our original RG 145 stump puller, Rayco has grown into one of the most recognizable brands in environmental, forestry, landscaping, and construction equipment. Our line of stump pullers, horizontal grinders, brush chippers, forestry mulchers, and rubber crawler trucks feature innovative designs and a range of options to suit any sized job and budget, from landscaping to major construction projects.


Rayco equipment is engineered and manufactured in Wooster, Ohio. Our international dealer network offers environmental equipment sales, rentals, parts and accessories, including warranty and technical support.

RAYCOMFG.COM



Rayco Manufacturing Inc. retains the right to make changes in design and specifications, engineering, load or capacity, materials, and requirements, or otherwise manufacturing at any time without notice or obligation.

RC6D BRUSH CHIPPER



This compact, 6-inch capacity chipper is built to commercial grade standards ensuring long service life in the rental industry and professional tree care and landscape applications. The RC6D comes equipped with a 25 hp or 35 hp gasoline engine and Rayco's Versa-Feed automatic feed control. Controls are simple and easy to operate. The cutting disc is oriented at a right-angle, allowing the RC6D to chip a wide variety of materials without plugging. Discharge chute rotates a full 360 degrees. Large wheels and tires together with wide stance and Torflex axle ensure smooth towing characteristics. LED highway lighting assists vibration and is easily seen in bright sunlight.


SPECIFICATIONS

6-INCH CAPACITY BRUSH CHIPPERS

	US	Metric
Weight - RC6D25	1,740 lb	780.2 kg
Weight - RC6D35	1,740 lb	789.3 kg
Length Feed Table Up	103.5"	2629 cm
Length Feed Table: Down / Tongue Extended	127.5"	3230 cm
Height	93"	2362 cm
Width	93"	190 cm
Engine - RC6D25	25 hp Kohler	18.6 kW
Engine - RC6D35	35 hp Vanguard	26 kW Vanguard
Fuel Type	Gasoline	Gasoline
Fuel Tank	5.0 gal	18.9 L
Chipping Capacity	6" Diameter	15 cm
In-Feed Opening	6" x 6"	15 cm x 15 cm
Intake Rate	175 ipm	52.4 m/min
Discharge Height	93"	2362 cm
Rotation	360°	360°
Feed Wheel Diameter	8"	20 cm



Available with 25 hp Kohler or 35 hp Vanguard Engine



Versa-Feed Automatic Feed Control

RAYCOMFG.COM